

SB, New Trigger and Display, K7000 family, 2023-05

SYMPTOM/DESCRIPTION

Field reports have shown that the trigger on the K7000 family fails prematurely. To fix this issue we have implemented a new, more robust trigger. Due the new design of the trigger the display is also changed. In addition, a new console to hold the trigger is implemented.

New individual parts are not backwards compatible with old individual parts.

If a trigger or a display needs to be changed on a K6500 family or a K7000 before serial no: 20232000001, an upgrade kit needs to be ordered. The upgrade kit includes all parts (new trigger, new display and new console) needed to upgrade the product to the new trigger.

We have created upgrade kits for every version of K6500 and K7000.

To change the parts, follow instructions in Appendix A.

We will keep spare parts for the older products until they run out.

AFFECTED UNITS

K 6500 Family – Only spare parts

K 7000 Family – Implemented on Serial no: 20232000001

PROCEDURE

Follow instructions in Appendix A.

PARTS INFORMATION

Part Name	Old Article No.	New Article No.
K7000 Upgrade Kit	New article	536467601
K7000 RING 14" Upgrade Kit	New article	536467602
K7000 RING 17" Upgrade Kit	New article	536467603
K7000 CHAIN Upgrade Kit	New article	536467604
K6500 Upgrade Kit	New article	536467701
K6500 RING 14" Upgrade Kit	New article	536467702
K6500 RING 17" Upgrade Kit	New article	536467703
K6500 CHAIN Upgrade Kit	New article	536467704
Display K7000 STD	598891401	No longer available
Display K7000 RING 14"	598891402	No longer available
Display K7000 RING 17"	598891403	No longer available
Display K7000 CHAIN	598891404	No longer available
Display K6500 STD	585412101/585412104	No longer available
Display K6500 RING 14"	585412105	No longer available
Display K6500 CHAIN	585412103/585412106	No longer available
Display K6500 RING 17"	585412107	No longer available
Display K7000 STD	New Article	598891405

Part Name	Old Article No.	New Article No.
Display K7000 RING 14"	New Article	598891406
Display K7000 RING 17"	New Article	598891407
Display K7000 CHAIN	New Article	598891408
Display K6500 STD	New Article	585412108
Display K6500 RING 14"	New Article	585412109
Display K6500 CHAIN	New Article	585412110
Display K6500 RING 17"	New Article	585412111
Trigger	589797701	No longer available
Trigger (same as for K535)	Already existing article	582050701
Console	524429001	No longer available
Console	New article	524429002
Trigger Assy	588576102	No longer available
Trigger Assy	New Article	588576103

WARRANTY INFORMATION



The normal warranty policy applies.




Revision History



Rev.	Date	Order id.	Description
A	2023-05	00029299	Created
B	2023-06	00029299b	Serial number changed

APPENDIX A

To upgrade the product with an upgrade kit

1	Remove 8 screws and cover.	
2	Unscrew the blue valve (not present for Chain).	

3	Disconnect the two cable connectors.	
4	Lift out and replace the trigger console and display.	
5	Mount the display and connect the three cable connectors.	

6	Mount the trigger console.	
7	Reattach the blue valve, add the cover and screw the 8 screws back in (2,5Nm).	
8	Done!	