

SB, Oil drain hose, MS 610 G, 2022-04

SYMPTOM/DESCRIPTION

An oil drain hose (figure 1) is now available for the Kohler CH440 engine on MS 610 G.



Figure 1:

AFFECTED UNITS

MS 610 G.

CORRECTIVE ACTION


Replace the old oil drain bracket with the new oil drain hose.

PROCEDURE


1. Remove the oil plug and drain the oil from the engine.




2. Remove the 2 screws and nuts and dismount the bracket.



3. Remove the nipple from the hose and mount it on the engine.



4. Mount the hose.



5. Refill the engine with oil.
6. To drain oil from the engine; remove the plug on the hose.



PARTS INFORMATION

| Part number | Article description |
|-------------|---------------------|
| 536090501 | Oil drain assy |

WARRANTY INFORMATION

The normal warranty policy applies.

Revision History

| Rev. | Date | Order id. | Description |
|------|---------|-----------|-------------|
| A | 2022-04 | 00019224 | Created |